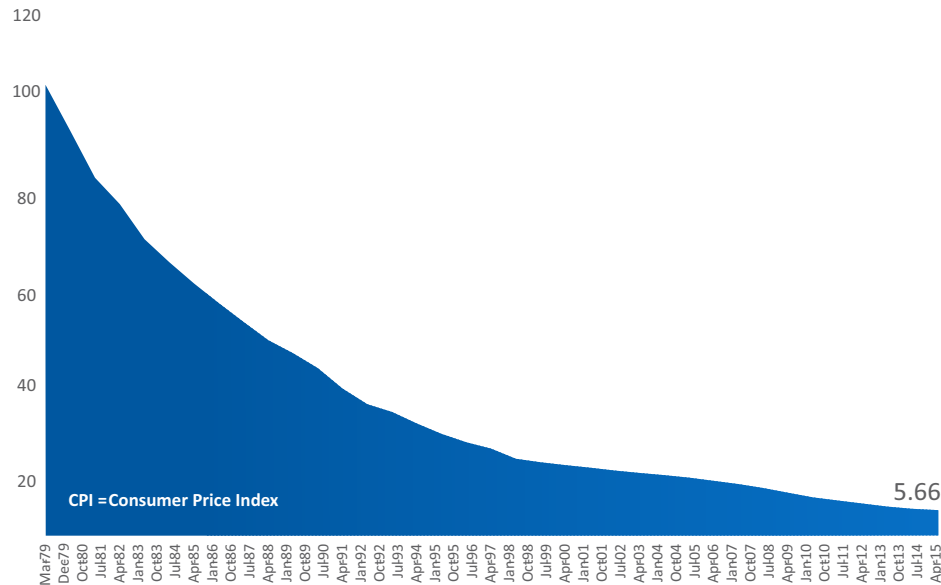


Invest in Equity;  
the time is always right

# Why Equity?



## Beware of the 'I' word

Over FY79–14 CPI inflation has been 8.1%, eroding purchasing power of Rupee by 94%

Inflation erodes purchasing power of money

The value of ₹ 100 in 1979 is now ₹ 5.62

Source: Bloomberg, MOAMC Internal Analysis | Data as on April 30, 2015

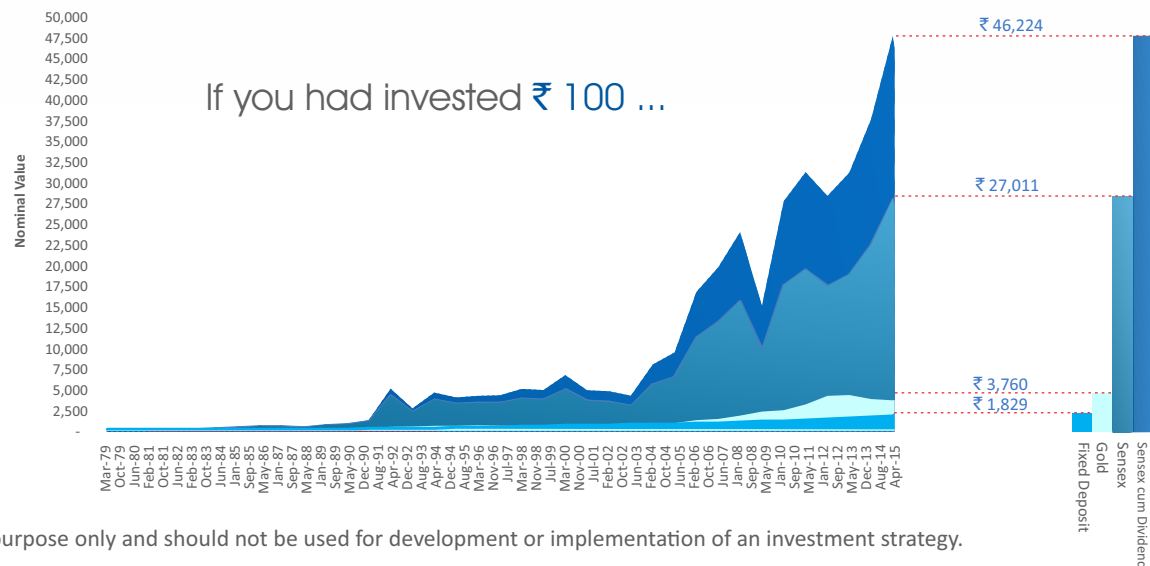
## Which asset class to invest in?

FDs/Gold or Equities?

Survive or Thrive? Choice is yours

Source : Bloomberg, MOAMC Internal Analysis, Data as on April 30, 2015

Past performance may or may not be sustained in future.



The above graph is used to explain the concept and is for illustration purpose only and should not be used for development or implementation of an investment strategy. Past performance may or may not be sustained in future.

Sensex at 29,000+\*

“Have I missed the equity bull run?”

# The time is always right

## Nifty at 100000 & Sensex at 400000 by 2030: the answer lies in assumptions

Kautilj Anand, ECONOMICSTIMES.COM Dec 8, 2014, 11:09AM IST

**Tags:** Sensex | Retail investors | Rakesh Jhunjhunwala | nifty | Kiran Indian Stock market | Indian market | indian economy | gdp | CAGR

NEW DELHI: The Indian market has rallied over 30 per cent so far in the year 2014, but the rally is just getting started, say experts who have come out with target in excess of 1,00,000 for the Nifty and 4,00,000 for the Sensex in the next 15 years or by 2030.

Big Bull Rakesh Jhunjhunwala sees the Nifty touching 1,25,000 by 2030 or corporate earnings are expected to grow by 16 per cent annually. The close of 8,564.40 on Thursday.

Jhunjhunwala told a news channel that the Nifty has grown 10 times in times in the next decade.

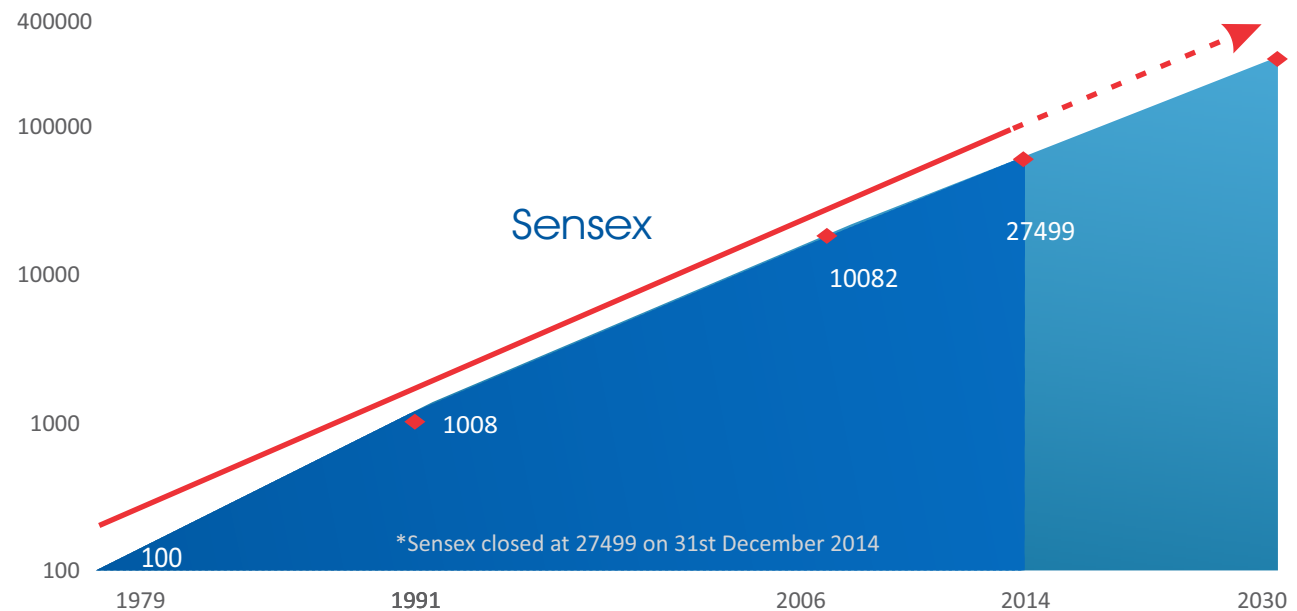
So, based on the assumption of strong economic growth, bounce back and revival in investment cycle, the Nifty and the Sensex can reach the task.

When asked about the targets are they working with for the next 15 years, bull run is here to say, but said there are caveats and assumptions which can achieve these targets.

If we look deeper into the data, the Nifty has moved from the levels of 9,660 levels as of today (4th December 2014), at an yearly compounder

"So, if we apply the same growth rate, 125000 is possible by 2030 on it with support from strong economy growth, stable government at the Centre and technology development," says Kiran Kumar Kavikondala, Director & C

"Equities are expected to perform well over the next decade in India and to grow above 15 per cent and EPS of Indian bourses set to move high levels," he adds.



Can you afford to miss out on the next big leap?

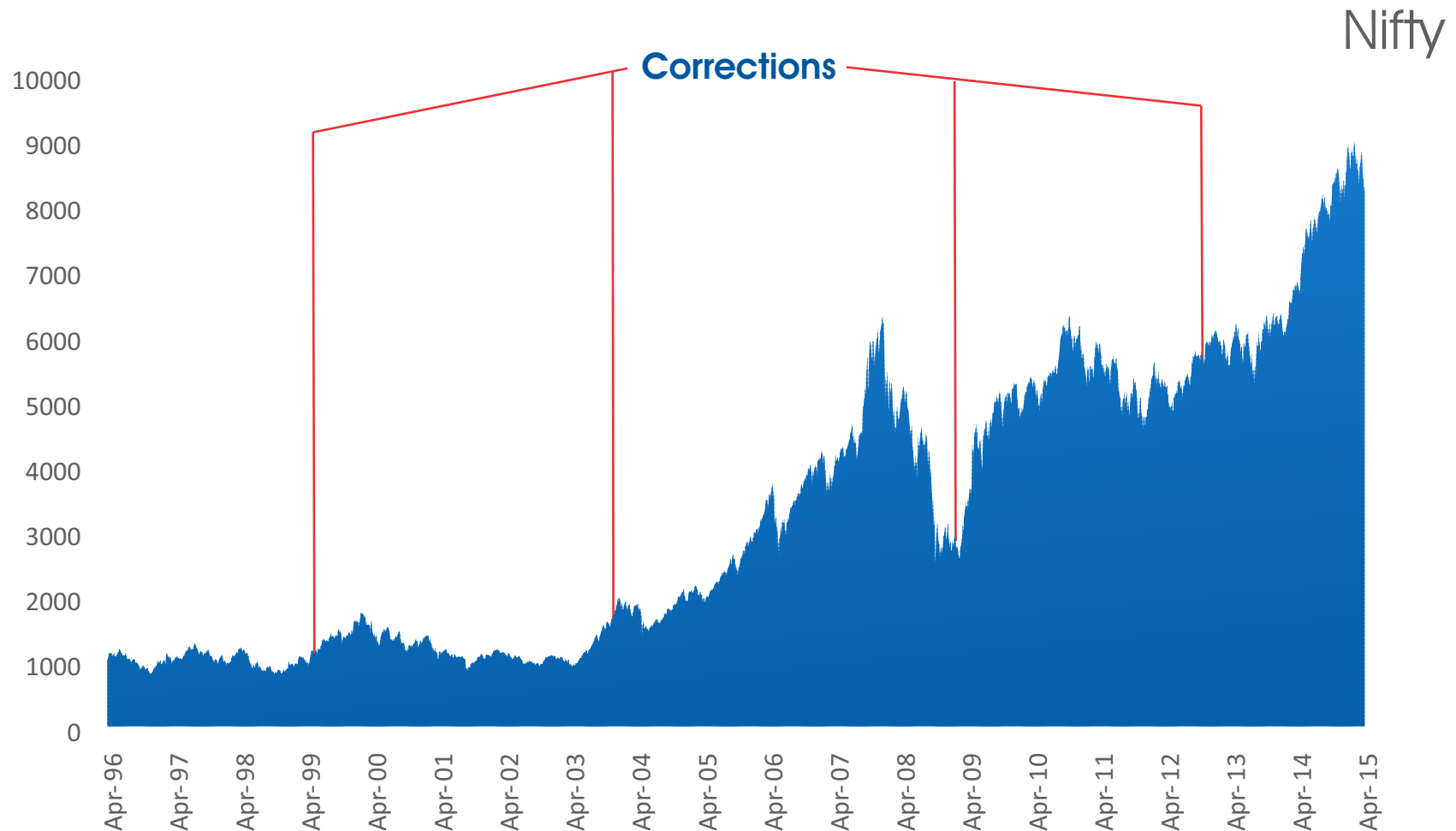
The above graph is used to explain the concept and is for illustration purpose only and should not be used for development or implementation of an investment strategy. Above forward-looking graphs/statements are based on external current views and assumptions and involve known and unknown risks and uncertainties that could cause actual results. Past performance may or may not be sustained in future.

This is an info graphic of the article published on economicstimes.com on Dec 8, 2014

Sensex at 29,000+\*

“Equity markets are  
bound to fall”

# Downs are temporary; ups are permanent

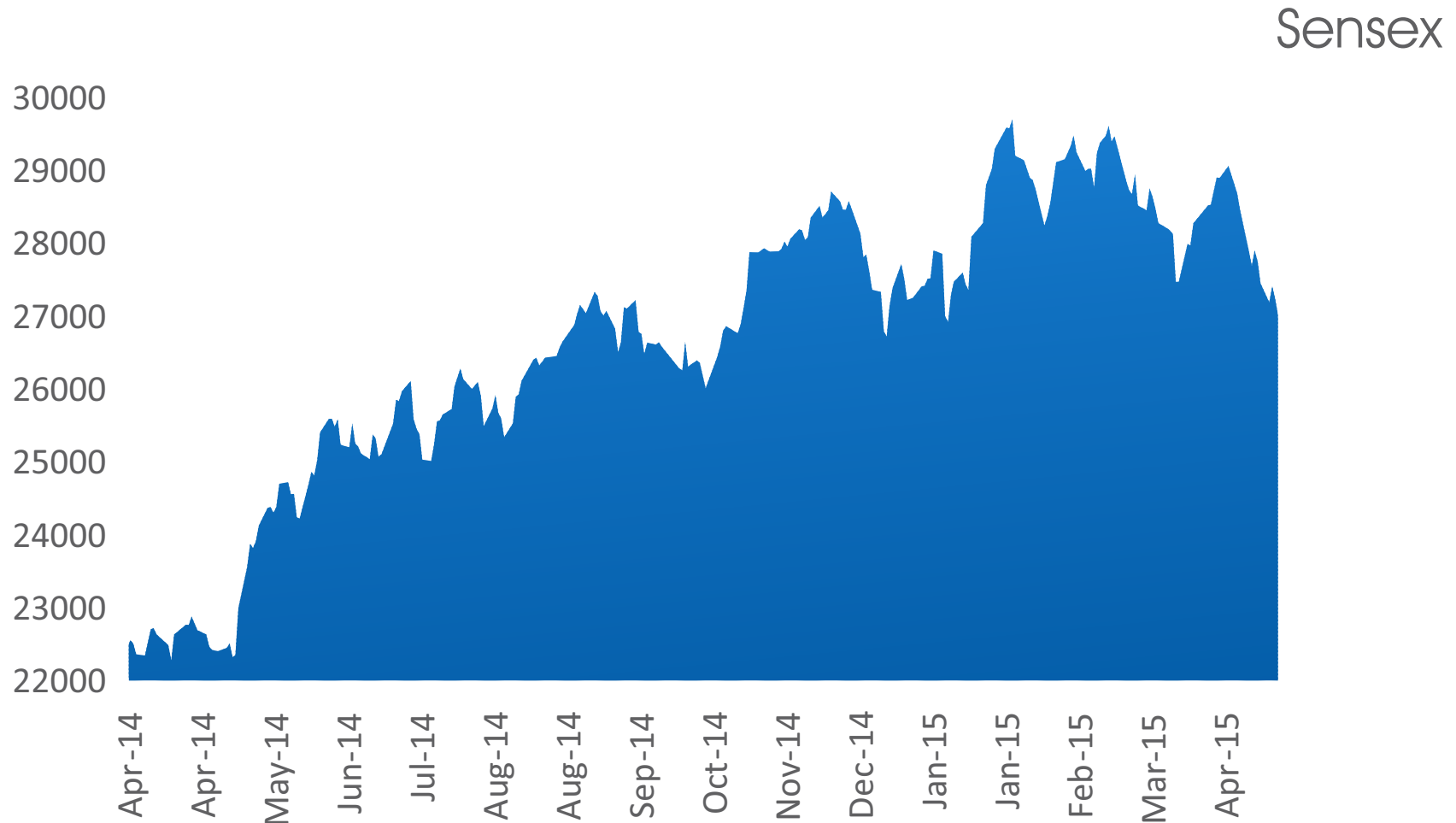


**“Don’t be afraid of the next 25% downtick.  
Be afraid of MISSING the next 100% uptick”**

The above graph is used to explain the concept and is for illustration purpose only and should not be used for development or implementation of an investment strategy. Past performance may or may not be sustained in future.

Source: Bloomberg; MOAMC Internal Analysis | Data as on: April 30 2015 | NIFTY inception date: 1<sup>st</sup> April 1996

# We are in the middle of a bull run

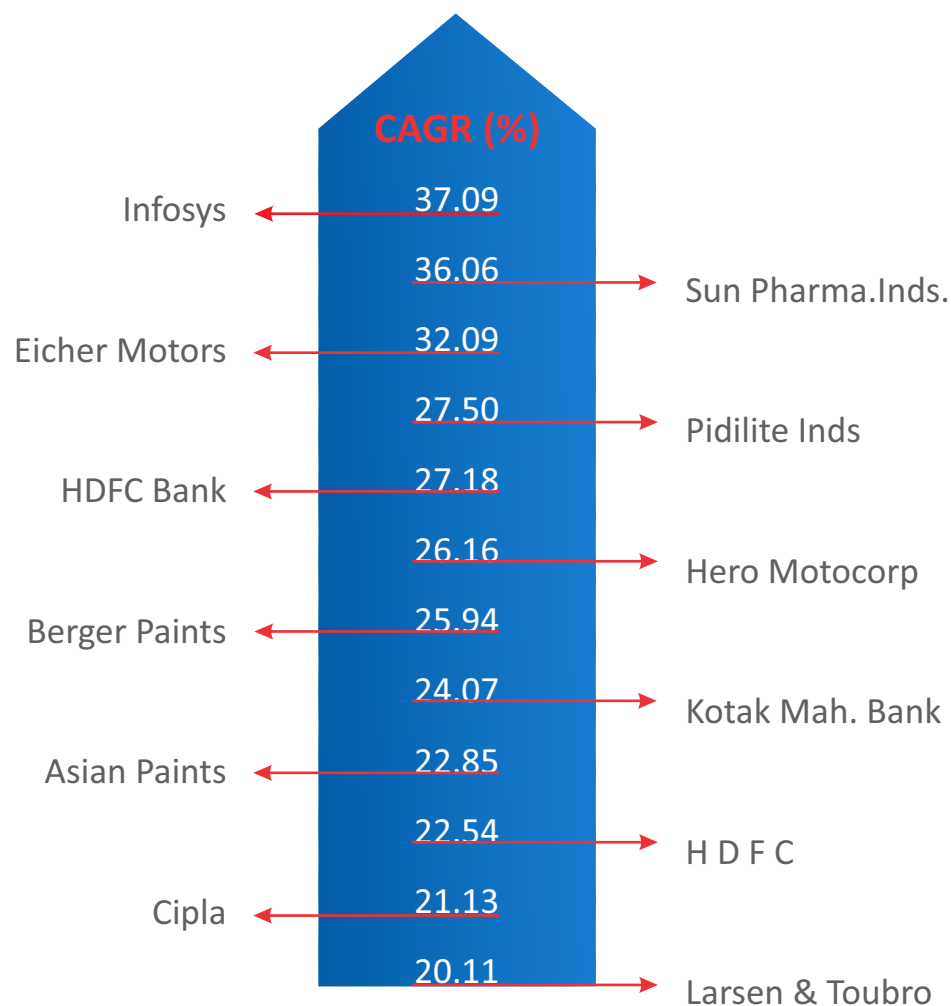


Source: Bloomberg | Data as on: April 30, 2015

The **earlier** you start the **higher** you'll climb

The above graph is used to explain the concept and is for illustration purpose only and should not be used for development or implementation of an investment strategy. Past performance may or may not be sustained in future.

# The time is always right; it's the stock that you pick that need to be right



Buying the right stocks and holding onto them can give you returns far in excess of inflation

Here are some compounded annual rates of growth from well known companies by holding them on for 20 years or since listing

Data as on April 30, 2015 | Source : Capitaline

The Stocks mentioned above are used to explain the concept and is for illustration purpose only and should not be used for development or implementation of an investment strategy. It should not be construed as investment advice to any party. The stocks may or may not be part of our portfolio/strategy/ schemes. Past performance may or may not be sustained in future.